

STUDENT'S BOOK
1

WE CAN!

Yoko Matsuka and Glenn McDougall

Mc
Graw
Hill



وزارة التعليم
Ministry of Education
2025 - 1447

We Can! Student's Book 1

We Can! Copyright © 2009 by McGraw-Hill Education

Adaptation Copyright © 2025 by McGraw-Hill Education (UK) Limited

Published by arrangement with McGraw Hill LLC

ALL RIGHTS RESERVED. NO PART OF THIS BOOK MAY BE REPRODUCED OR TRANSMITTED IN ANY FORM OR BY ANY MEANS, ELECTRONIC OR MECHANICAL, INCLUDING PHOTOCOPYING, RECORDING OR BY INFORMATION STORAGE AND RETRIEVAL SYSTEMS, WITHOUT PERMISSION IN WRITING FROM MCGRAW HILL.

ISBN-13: 9781398962392

ISBN-10: 1398962392

Series consultant: Mayumi Tabuchi

Project manager: Judy MacDonald, **Development editor:** Steve Longworth, **Editor:** Anne Tseng, **Production manager:** Alfonso Reyes **Designer:** Kate Vandestadt, Vandestadt Design, **Design supervision:** Peter Shaw

© 2025. Exclusive rights by McGraw-Hill Education (UK) Limited for manufacture and export. This book cannot be re-exported from the country to which it is sold by McGraw-Hill Education (UK) Limited.

Photo Credits

SB: iii (t)©Tatweer Co. for Educational Services; **3** (tr)©TeddyandMia/Shutterstock; **8** (tl)©A. Astes/Alamy, (tr)©Eric Isselee/Shutterstock, (cl)©ehtesham/Shutterstock, (cr)©Tom Grundy/Alamy Stock Photo; **11** (tl)©PIXbank CZ/Shutterstock, (tr)©Maffi/Shutterstock, (cl)©DUSAN ZIDAR/Shutterstock, (cr)©Iconotec/Glow Images, (bl)©McGraw Hill Education, (br)©MaraZe/Shutterstock; **14** (1)©Danny Smythe/Alamy Stock Photo, (2)©Maffi/Shutterstock, (3)©DUSAN ZIDAR/Shutterstock, (4)©MaraZe/Shutterstock, (5)©SOMMAI/Shutterstock, (6)©Yellow Cat/Shutterstock, (7)©Sergey Peterman/Shutterstock, (8)©Maks Narodenko/Shutterstock, (9)©McGraw Hill Education, (10)©Danny Smythe/Alamy Stock Photo, (11)©Maffi/Shutterstock, (12)©DUSAN ZIDAR/Shutterstock, (13)©MaraZe/Shutterstock, (14)©Sergey Peterman/Shutterstock, (15)©Maks Narodenko/Shutterstock; **15** (1)©SOMMAI/Shutterstock, (2)©Danny Smythe/Alamy Stock Photo, (3)©Maffi/Shutterstock, (4)©Sergey Peterman/Shutterstock, (5)©Africa Studio/Shutterstock, (6)©bergamont/Shutterstock, (7)©ajt/Shutterstock, (8)©Spalnic/Shutterstock, (9)©wk1003mike/Shutterstock, (10)©Morinka/Shutterstock; **16** (tl)©QiuJu Song/Shutterstock, (tr)©Eric Isselee/Shutterstock, (cl)©Hurst Photo/Shutterstock, (cr)©Jose Manuel Gelpi Diaz/Alamy Stock Photo; **23** (tr, cr)©Ammar Rasheed/Shutterstock; **24** (tl)©cobalt88/Shutterstock, (tr)©Ivan Kmit/Alamy Stock Photo, (cl)©Winston Link/Alamy Stock Photo, (cr)©Gita Kulnitch Studio/Shutterstock; **28** (tr)©Cincinart/Shutterstock; **32** (tl)©mariait/Shutterstock, (tr)©Jim Cumming/Shutterstock, (cl)©SV Production/Shutterstock, (cr)©Patryk Kosmider/Shutterstock; **33** (t)©Insima/Shutterstock; **40** (br)©Dualororua/Shutterstock; **46** (b)©Insima/Shutterstock; **48** (bl)©Dualororua/Shutterstock; **49** (tc, cr)©Giuseppe_R/Shutterstock; **52** (tcr)©Dualororua/Shutterstock; **54** (1)©lynx/iconotec/Glowimages, (2)©FoodCollection, (7)©Koya979/Shutterstock.

WB: **68** (l-r)©Artem Avetisyan/Shutterstock, (2)©wk1003mike/Shutterstock, (3)©Maffi/Shutterstock, (4)©elenovsky/Shutterstock, (5, 6)©Es sarawuth/Shutterstock; **72** (cl)©Maffi/Shutterstock, (cr)©McGraw Hill Education, (bc)©PIXbank CZ/Shutterstock, (br)©Sergey Peterman/Shutterstock; **73** (br)©Nattika/Shutterstock; **75** (1)©SOMMAI/Shutterstock, (2)©Maffi/Shutterstock, (3)©MaraZe/Shutterstock, (4)©McGraw Hill Education, (5)©Danny Smythe/Alamy Stock Photo, (6)©Maks Narodenko/Shutterstock, (7)©Yellow Cat/Shutterstock, (8)©Sergey Peterman/Shutterstock, (9)©Valentina Razumova/Shutterstock, (10)©DUSAN ZIDAR/Shutterstock; **76** (br)©Anastasiia Malinich/Shutterstock; **81** (cr)©Lillac/Shutterstock, (bl)©Art_man/Shutterstock, (br)©Clara Bastian/Shutterstock; **82** (b)©Bildagentur Zoonar GmbH/Shutterstock; **88** (c)©Jr images/Shutterstock; **94** (br)©Kartinkin77/Shutterstock.



www.mheducation.com

وزارة التعليم

Ministry of Education
2025 - 1447




لِلدِّينِ وَالنَّبِيِّينَ وَالرُّسُلِ



Contents

Student's Book

Unit 1	Toys and Things	2
Unit 2	Food	10
Unit 3	Animals	18
Unit 4	Days and Weather	26
Unit 5	Feelings and Things	34
	Phonics Practice	42
	Word List	53
	Picture Dictionary	54
	Audio Track Lists	58
	Objectives	60
	Workbook	61



Syllabus

Unit and Topic	Talk Time	Rhythms and Sounds
1 Toys and Things	How many do you have? I have (one). How many do I have? That's right.	Chant: <i>Robot Bear</i> Turn around. Touch the ground. Show your shoe. You're out, too.
2 Food	Do you like (pizza)? Yes, I like (pizza). No, I don't like (macaroni).	Chant: <i>Cookie Jar</i>
3 Animals	Do you have a pet? Yes, I do./ No, I don't. I have a (turtle/fish).	Chant: <i>PACO</i>



Words	Phonics	Phonics Practice
robot, bicycle, computer game, dollhouse, stickers, puzzle, coloring book, puppet, toy truck, football, cell phone, T-shirt, shirt, shoes, skirt, trousers Numbers 1 to 10 (revision)	Sounds: K, L, M, N Writing kiwi, lion, monkey, nest	Listening, Tracing, and Writing Worksheet 1: a b c d e Worksheet 2: f g h i j
pizza, macaroni, salad, sandwich, chicken, fish, soup, kabsa, rice, onion, apple, orange, banana, apricot, carrots, cherries, cookie/ies, potatoes	Sounds: O, P, Q, R Writing octopus, parrot, quilt, rabbit	Worksheet 3: k l m n o Worksheet 4: p q r s t
pet, fish, turtle, cat, rabbit, horse, lion, zebra, bear, cat, chicken, bear, cow, duck, sheep, mouse, parrot Numbers 11 to 20 and 20 to 30.	Sounds: S, T, U, V Writing sun, tiger, umbrella, vase	Listening, Tracing, and Writing Worksheet: u v w x y z Worksheet: a to z Words with b, p



Syllabus

Unit and Topic	Talk Time	Rhythms and Sounds
4 Days and Weather	What day do you like? I like (Wednesday). How about you?	Chant: <i>Days of the Week</i>
5 Feelings and Things	Are you happy? Yes, I am. I have a new laptop. What's the matter? I'm thirsty and my friend is hungry.	Chant: <i>Are you hungry?</i>



Words	Phonics	Phonics Practice
<p>Sunday, Monday, Tuesday, Wednesday, Thursday, Friday, Saturday</p> <p>sunny, cloudy, snowy, rainy, windy, (showing, hiding, washing)</p> <p>Numbers 10 to 100 in tens. E.g., ten, twenty, thirty ...etc.</p>	<p>Sounds: W, F, Y, Z</p> <p>Writing</p> <p>wolf, fox, yard, zebra</p>	<p>Words with ch, sh</p> <p>Words with a_e, i_e</p> <p>Long Vowels</p> <p>Words with v, f</p> <p>Words with o_e and u_e - Long Vowels</p>
<p>happy, sad, hungry, thirsty, scared, bored, sleepy, angry</p> <p>skirt, trousers, T-shirt, glasses, cap, shoes</p> <p>computer games, desk, room, sock, ring</p>	<p>Sounds: b / p : bear, pear, v / f: van, fan</p> <p>sh / ch: ships, chips, th (voiced and unvoiced): this, three</p> <p>Long and short vowels : a / a_e: tap, tape, i / i_e: pin, pine, o / o_e: top, rope, u / u_e: cub, cube</p>	



Unit 1 Toys and Things

Talk Time

1 Listen and say.



2 Practice the talks in pairs.

3 Act out the talks in pairs.



Fun Time!

4 Number Guessing Game

How many marbles do I have?

How many marbles do I have?

That's right! I have five.

Two!

Seven!

Five!

I Can ...

- act out the talks about *how many* with a partner.
- play the Number Guessing Game with a friend.



Rhythms and Sounds

1 Chant and do.



Robot Bear

Robot bear, robot bear, turn around.

Robot bear, robot bear, touch the ground.

Robot bear, robot bear, show your shoe.

Robot bear, robot bear, you're out, too.



2 Listen, point, and pronounce.



Fun Time!

3

Pass the Robot Bear Game

Chant and play.



You're out!



I Can ...

- chant the *Robot Bear* chant with actions.
- tell a friend to do two of the Robot Bear's actions.



Advice Time

Keep your room clean.



Words

1 Listen and point.



2 Listen and say.

3 Listen and find.



Fun Time!

4 One Robot, Two Robots ...



Chant and put your hand on top.

Grammar Toolbox

one robot → two robots,
three robots, four robots ...

One robot, two robots,
three robots, four.

Five robots, six robots,
seven robots, more!

I Can ...

- listen, point, and say the names of five toys.
- say the names of some clothes.



Now go to page 42

Phonics

1 Listen and say.



K I W I



L I O N



M O N K E Y



N E S T

2 Trace and copy.



3 Listen and write.

K


L

M

N



1. ____ IWI



2. ____ ION



3. ____ ONKEY





4. ____ EST



Fun Time!

4

Listen, count, and chant.



I Can ...

- make the sounds of the letters K, L, M, and N and write them.
- count from 1 to 10.



Now go to page 43

Unit 2 Food

Talk Time

1 Listen and say.



2 Practice the talks in pairs.

3 Act out the talks in pairs.



Fun Time!

Grammar Toolbox
don't = do not

4 Listen. Shout **I like!** 😊 or **I don't like!** ☹️

CD1 15



I like macaroni.



I like pizza.



I like salad.



I like onions.



I like kabsa.



I like soup.

I Can ...

- act out the talks about food with a partner.
- say two foods that I like.

GOAL 49

GOAL 50

Rhythms and Sounds

1 Listen and chant.



Cookie Jar Chant

Who took the cookies from the cookie jar?

Labeeb took the cookies

from the cookie jar.

Who, me?

Yes, you!

Not me!

Then who took the cookies

from the cookie jar?



2 Listen again and clap the rhythm.





Fun Time!

3

Cookie Jar Game

Clap and chant.



Number two took
the cookies from
the cookie jar.

Who, me?



I Can ...

- chant the *Cookie Jar* chant using good rhythm.
- say “Who took the cookies from the cookie jar?” three times really fast.



Advice Time

Eat with your right hand.



Words

1 Listen, point, and say.



1. apple



2. pizza



3. salad



4. soup



5. orange



6. rice



7. sandwich



8. apricot



9. kabsa

2 Listen and practice.



Fun Time!

3 Number Race



Count fast from 1 to 10 and back.

Grammar Toolbox

Countable
sandwiches
apples

Uncountable
soup
rice




1



2



3



4



5



6




7



8



9



10

I Can ...

- point to and say five kinds of food.
- count from one to ten and back.



Now go to page 44

Phonics

1 Listen and say.




OCTOPUS



PARROT



QUILT



RABBIT

2 Trace and copy.



3 Listen and write.

O

P

Q

R



1. _____CTOPUS 


2. _____ARROT 

3. _____UILT 

4. _____ABBIT 

★ ★
★ Fun Time!

4 Draw, count, and write.



_____CT _____US



I Can ...

- make the sounds of the letters O, P, Q, and R.
- write the letters A to R.



Now go to page 45

17

Unit 2

Unit 3 Animals

Talk Time

1 Listen and say.



2 Act out the talks in pairs.

3 Ask two people if they have a pet.



Fun Time!

4 Number Race



Count fast from 11 to 20.

11											
12											
13											
14											
15											
16											
17											
18											
19											
20											

I Can ...

- act out the talks about pets with a partner.
- count from 11 to 20.



Rhythms and Sounds

1 Listen and chant.



PACO

There was a farmer who had a horse,

And PACO was his name-oh!

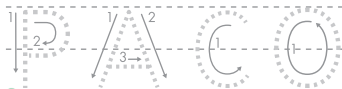
P-A-C-O, P-A-C-O, P-A-C-O,

And PACO was his name-oh!



2 Listen again and stamp the rhythm.

3 Write PACO.



Fun Time!

4 Guessing Game. How many animals?

Listen and match.



11 12 13 14 15
 16 17 18 19 20

I Can ...


- chant the *PACO* chant by myself using good rhythm.
- count from 11 to 20 and back.



Now go to page 46

Words

1 Listen and point.




1. duck



2. cat




3. bird



4. fish



5. mouse




6. cow



7. horse



8. sheep



9. chicken




2 Listen, point, and say.

3 Listen and make the sounds.



1.

Tweet, tweet



2.

Moo, moo




3.

Neigh, neigh



4.

Baaa, baaa



5.

Cluck, cluck

Fun Time!

4

Old MacDonald

Chant and make the sounds.

Old Mac Donald had a farm

Ee-ii-ee-ii-oh

And on that farm he had some cows

Ee-ii-ee-ii-oh

With a MOO MOO here

And a MOO MOO there


Here a MOO

There a MOO

Everywhere a MOO MOO

Old Mac Donald had a farm

Ee-ii-ee-ii-oh



I Can ...

- say the names of three animals.
- make the sounds of three animals.

GOAL 61

GOAL 62

Advice Time

Treat animals kindly.



Now go to page 47

23

Unit 3

Phonics

1 Listen and say.



SUN



TIGER



UMBRELLA



VASE

2 Trace and copy.

S S S S S

T T T T T

U U U U U

V V V V V




3 Listen and write.

S T U V



1. _____ UN



2. _____ IGER



3. _____ MBRELLA



4. _____ ASE



★ ★ ★
Fun Time!

4 Listen, count, and write.



20

21

22

2

2

2

2

2

2

2

30



I Can ...

- make the sounds of the letters S, T, U, and V.
- count from 20 to 30 and back.



Unit 4 Days and Weather

Talk Time

1 Listen and say.



Sun	Mon	Tue	Wed	Thur	Fri	Sat
			✓			✓



2 Practice the talk in pairs.

3 Act out the talk in pairs.




Fun Time!

4 Hot Potato Game



Say the sentence and pass the potato.



I Can ...

- act out the “What day do you like?” talk with a partner.
- say what day of the week I like.



Now go to page 49

Rhythms and Sounds

1 Listen and chant.




Days of the Week

Sunday, Monday, Tuesday,
Wednesday, Thursday,
Thursday,
Friday, Saturday,
Sunday comes again.



2 Listen, point, and pronounce.



Fun Time!

3 Chant and Do



Make the letter shapes.



I Can ...

- chant the *Days of the Week* chant by myself.
- say the days of the week from Sunday to Saturday with good pronunciation.



Now go to page 50

Words

1 Listen and point.



2 Listen, point, and pronounce.



1. sunny

3. rainy

2. cloudy

4. snowy

5. windy






Fun Time!

3 Chant and do.



Weather Chant

It's **sunny** today.
 It's **sunny** today.
 The **sun** is **showing** its **face**.
 It's **sunny** today.
 It's **sunny** today.
 The **sun** is **showing** its **face**.
 It's **cloudy** today.
 The **sun** is **hiding** its **face**.
 It's **rainy** today.
 The **sun** is **washing** its **face**.



I Can ...

- say three sentences about weather.
- say what the weather is like today.



GOAL 69



GOAL 70

Advice Time

Start your day with a smile.



Now go to page 51

Phonics

1 Listen and say.



WOLF



FOX




YARD



ZEBRA

2 Trace and copy.



3 Listen and write.

W

X

Y

Z



1. _____ OLF



2. FO _____



3. _____ ARD



4. _____ EBRA



Fun Time!


4 Listen, write, and chant.



1




2




3




40




50




60




70



80



90



100



I Can ...

- make the sounds and write the letters W, X, Y, and Z.
- count from 10 to 100 in tens.



Now go to page 52

33

Unit 4

Unit 5 Feelings and Things


Talk Time

1 Listen and say.



2 Practice the talks in pairs.

3 Act out the talks in pairs.



Fun Time!

4 Who's happy?



Listen and match.



scared

sad

thirsty

hungry

happy

angry




5 Listen again and do.

6 Point, ask, and answer in pairs.



Number 2. Is he hungry?



Yes, he is.

I Can ...

- ask someone "What's the matter?" and get the answer.
- point, ask, and say how someone is feeling.



Rhythms and Sounds

1 Listen, point, and chant.



Are you hungry?



Are you hungry? Are you thirsty?



Are you happy? Are you sad?



What's the matter? What's the matter?



They're all hungry, they're all sad!

Who is angry? Who is scared?



She is angry and she's scared.



Who is sleepy? Who is bored?



He is sleepy and he's bored.



What's the matter? What's the matter?

We're all happy, we're all well!

2 Change the words and chant.



Advice Time

Be happy with what you have.





Fun Time!

3

This is Kenan!

Listen and circle. Then listen and read along.



This is Kenan. He is **ten** / **nine**. He is a very **happy** / **hungry** boy.

Hello, Tim!



This is his parrot. His name is **Tim** / **Tom**. Tim is **big** / **small** and fat. He is blue and orange, and he is **angry** / **hungry** all the time. Kenan and Tim are good friends.

Hello, Kenan!



4

Answer the questions.

1. How old is Kenan?
2. Is Kenan happy or sad?
3. What color is Tim?
4. Is Tim thirsty?



I Can ...

- chant, ask “Are/you/he/she/we/they ...?”, and get the answer.
- listen, read, and answer questions correctly.




Words

1 Listen, point, and practice.



These skirts
are blue.



Those trousers
are blue.

- | | | | |
|----|----------|----|---------|
| 1. | skirts | 4. | glasses |
| 2. | trousers | 5. | caps |
| 3. | T-shirts | 6. | shoes |

2 Listen and say.



Are these
your shoes?

Are those
your shoes?



No, they're not.
My shoes are red.

Yes, they are.
They're my new
shoes.

3 Practice the talk in pairs.

4 Change the words and practice.

Fun Time!

5 Kenan's Diary



Listen, read, and answer.



Grammar Toolbox



My sock is **on** the bed.



The ring is **in** the box.

Kenan's Diary

I'm happy today! My friend Pete is here for the day! We have many toys and games to play! We are in my room. My new laptop is on the desk.

All our computer games are on the desk too! Let's play!



Is Kenan happy?
Where are Kenan and Pete?
Where are the computer games?



I Can ...


- talk and ask about clothes using "these" or "those".
- say where something is using "in" and "on".





Phonics


1 Listen, point, and say.



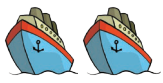
b

 bear ☐


p

 pear ☐



v

 van ☐


f

 fan ☐



sh

 ships ☐

ch

 chips ☐


th 

 this ☐


th 
3
 three ☐


2 Listen and number.


3 Listen, point, and say.




a

 tap ☐


a_e

 tape ☐


i

 pin ☐


i_e

 pine ☐



o

 top ☐

o_e

 rope ☐

u

 cub ☐

u_e

 cube ☐

4 Listen and number.

5 Listen and check ✓ LONG or SHORT.



	ship	sheep	sea	sit	speak	week
LONG						
SHORT	✓					

Fun Time!

6 Listen to the sound and check ✓.



1. b ☐ p ☐



5. sh ☐ ch ☐

2. b ☐ p ☐



6. sh ☐ ch ☐

3. v ☐ f ☐



7. th ☐ th ☐

4. v ☐ f ☐



3

8. th ☐ th ☐

7 Listen and circle the word. Then match.



1. tap cap tape

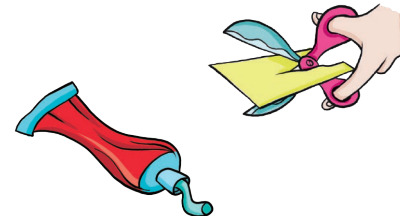


2. van vase save



3. rice ring nice

4. pin pine nine



5. cube tub tube

6. cut cute cat

7. rope rice rose



I Can ...

- recognize and say b/p, f/v, sh, ch, th, and a/a_e, i/i_e, o/o_e, u/u_e.
- recognize and match sounds to letters.



Listening, Tracing, and Writing

Worksheet 1: a b c d e



1 Listen, trace the first letter, and write it on the line.

1. a b c d e

a

2. a b c d e

3. a b c d e

4. a b c d e

5. a b c d e

6. a b c d e



2 Listen and write the first letter.

1. _____

2. _____

3. _____

4. _____

5. _____

6. _____

apple



bear



cow



duck



egg



Worksheet 2: f g h i j



① Listen, trace the first letter, and write it on the line.

1. f g h i j

2. f g h i j

3. f g h i j

4. f g h i j

5. f g h i j

6. f g h i j



② Listen and write the first letter.

1. _____

2. _____

3. _____

4. _____

5. _____

6. _____

fish



goat



hat



ink



jet



Worksheet 3: k l m n o



① Listen, trace the first letter, and write it on the line.

1. k l m n o

2. k l m n o

3. k l m n o

4. k l m n o

5. k l m n o

6. k l m n o



② Listen and write the first letter.

1. _____

2. _____

3. _____

4. _____


5. _____

6. _____

kiwi



lion



monkey



nest



octopus



Worksheet 4: p q r s t



① Listen, trace the first letter, and write it on the line.

1. p q r s t

2. p q r s t

3. p q r s t

4. p q r s t

5. p q r s t

6. p q r s t



② Listen and write the first letter.

1. _____

2. _____

3. _____

4. _____

5. _____

6. _____

pen



quilt



rabbit



sun



tiger



Worksheet: u v w x y z



① Listen, trace the letter, and write it on the line.

1. u v w x y z

.....

2. u v w x y z

.....

3. u v w x y z

.....

4. u v w x y z

.....

5. u v w x y z

.....

6. u v w x y z

.....



② Listen and write the letter.

1. _____

.....

2. _____

.....

3. _____

.....

4. _____

.....

5. _____

.....

6. _____

.....

umbrella



vase



wolf



fox



yard



zebra



Worksheet: a to z



① Listen, trace the first letter, and write it on the line.

1. a b c d e

.....

2. f g h i j

.....

3. k l m n o

.....

4. p q r s t

.....

5. u v w x y z

.....



② Listen and write the first letter.

1. _____ 2. _____ 3. _____ 4. _____ 5. _____

6. _____ 7. _____ 8. _____ 9. _____ 10. _____



Words with b, p

cb3 14 ① Listen, point, and say.



b
bear



p
pear

cb3 15 ② Listen to the sound, check ✓, and write. Then draw a line to the right picture.


1. b ☒ p ☐ b ag
2. b ☐ p ☐ ___uzzle
3. b ☐ p ☐ ___ed
4. b ☐ p ☐ ___uppet
5. b ☐ p ☐ ___all



cb3 16 ③ Listen, point, and say.



-b
tub



-p
top

cb3 17 ④ Listen to the sound, check ✓, and write. Then draw a line to the right picture.

1. b ☐ p ☒ cla p
2. b ☐ p ☐ cu___
3. b ☐ p ☐ cra___
4. b ☐ p ☐ cu___
5. b ☐ p ☐ Ro___




Words with ch, sh

CD3 18

1 Listen, point, and say.



chicken



lunch





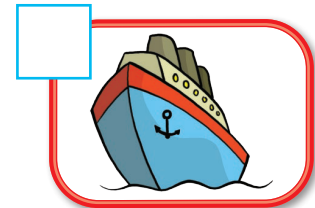


sheep

CD3 19

2 Listen and circle the word. Then match with a picture.


- | | | | |
|------------|----------|--------|--------|
| 1. chicken | children | chosen | shaken |
| 2. lamp | lunch | ranch | launch |
| 3. chip | jeep | sheep | shop |
| 4. cheese | cheap | check | chick |
| 5. shop | ship | soap | chip |



CD3 20

3 Read and match. Then listen and check.

- A sheep is on the ship.
- I like chocolate.
- I like fish for lunch.
- A ship is on the fish!



Words with a_e, i_e Long Vowels



1 Listen, point, and say. Then write *a* or *a_e*.

a



tap



c_p

a_e



tape

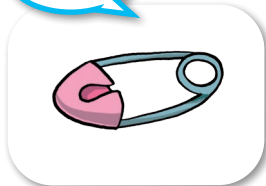


c_k



2 Listen, point, and say. Then write *i* or *i_e*.

i



pin



J_m

i_e



pine



n_n



3 Listen to the sound and circle the right word. Then match with a picture.

- | | | |
|----------|------|------|
| 1. white | whit | what |
| 2. hate | hat | that |
| 3. save | van | vase |
| 4. nice | ring | rice |



Words with v, f

CD3 24

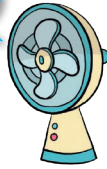
1 Listen, point, and say. Then write **v** or **f**.

v

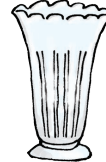


van

f



fan



__ase

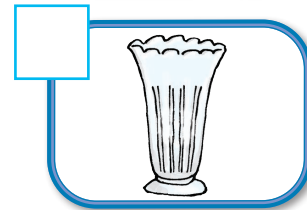




__ace

CD3 25

2 Listen and circle the word. Then match with a picture.

- | | | | |
|----------------|----------|------------|------------|
| 1. five | fine | fire | file |
| 2. fax | fox | four | fat |
| 3. vat | ran | man | van |
| 4. wish | fish | fin | fine |
| 5. football | footbath | basketball | volleyball |
| 6. face | raise | vase | save |



3 Find and write the words.

five van fox farm food frog vase seven

fish eleven face football

- | | | | |
|----------|-----------|-----------|-----------|
| 1. five | 2. _____ | 3. _____ | 4. _____ |
| 5. _____ | 6. _____ | 7. _____ | 8. _____ |
| 9. _____ | 10. _____ | 11. _____ | 12. _____ |

Words with o_e and u_e Long Vowels

cb3 26

1 Listen, point, and say.




top



rope



cub




cube

cb3 27

2 Listen to the sound and circle the right word. Then match with a picture.

- | | | |
|---------|------|------|
| 1. rope | pore | nope |
| 2. role | rose | rise |
| 3. tube | tub | but |
| 4. cut | cute | tut |
| 5. nose | soon | pose |
| 6. cub | tube | cube |



3 Find and write the words.

rose plate five cut cube like top price rope tube nose pin

- | | | | |
|----------------|-----------|-----------|-----------|
| 1. <u>rose</u> | 2. _____ | 3. _____ | 4. _____ |
| 5. _____ | 6. _____ | 7. _____ | 8. _____ |
| 9. _____ | 10. _____ | 11. _____ | 12. _____ |



Word List

Again p 12, 28	How about you? p 26, 27	Sixty p 33
Animals p 18, 23	How many p 2, 3	Skirt p 6, 38
Apricot p 14	Hungry p 34, 35, 36, 37	Snowy p 30
Back p 15	Kabsa p 11, 14	Soup p 11, 15
Bananas p 15	Kiwi p 8, 9, 44	Stamp p 20
Bicycle p 6	Like p 10, 11, 26, 27, 30, 49	Start your day with a smile. p 31
Bird p 22	Lion p 8, 9, 44	Stickers p 6
Carrots p 15	Macaroni p 10, 11	Sunday p 26, 28, 29
Cat p 22, 41	Marbles p 3	Sunny p 30, 31
Cell phone p 6	Monday p 26, 29, 28	That's right! p 3
Chant p 5, 6, 12, 20, 23, 28, 29, 31, 36	Monkey p 8, 9, 44	Things p 2, 34
Cherries p 15	More p 7	Thirsty p 34, 35, 36, 37
Chicken p 22, 49	Mouse p 22	Thirteen p 21
Cloudy p 30, 31	Nineteen p 21	Thirty p 25
Coloring book p 6	Ninety p 33	Thursday p 26, 28, 29
Computer games p 6, 39	One hundred p 33	Today p 30, 31, 39
Cookie jar p 12, 13	Onions p 11	Took p 12, 13
Cookies p 12, 13	Orange p 14	Touch p 4
Count p 9	Out p 4, 5	Toy truck p 6
Days p 26, 27, 28	Parrot p 16, 17, 37	Toys p 2, 7, 39
Dollhouse p 6	Pet p 18, 39	Treat animals kindly. p 23
Eat with your right hand. p 13	Play p 5	Trousers p 6, 38
Eighteen p 21	Potatoes p 15, 27	T-shirt p 6, 38
Eighty p 33	Puppet p 6	Tuesday p 26, 27, 28
Eleven p 21	Puzzle p 6	Turn around p 4
Farm p 23	Rainy p 30, 31	Turtle p 18
Farmer p 20	Rice p 14, 15, 41, 50	Twelve p 21
Fifteen p 21	Robot p 6, 7	Twenty p 21
Fifty p 33	Sad p 35, 36, 37	Washing p 31
Food p 10, 11, 14, 15	Salad p 11, 14	Weather p 26, 30, 31
Football p 6, 51	Sandwich p 14, 15	Wednesday p 26
Forty p 33	Saturday p 26, 28, 29	Week p 28, 29
Fourteen p 21	Scared p 35, 36	What day do you like? p 27
Fox p 32, 33, 46, 51	Seventeen p 21	What's the weather like today? p 30
Friday p 26, 28	Seventy p 33	Who me? p 13
Happy p 34, 35, 36, 37, 39	Sheep p 22, 40, 49	Windy p 30
Have p 2, 3, 18, 34, 36, 39	Shirt p 6	You're out! p 5
Hiding p 31	Shoe p 4, 38	
His name p 20, 37	Show p 4	
Horse p 20, 22	Showing p 31	
	Sixteen p 21	



Picture Dictionary



apricot p14




banana p15



bicycle p6



bird p22




carrot p15




cat p22



cell phone p6




cherries p15




chicken p22



computer game
p6




fox p32




horse p20






kiwi p8




lion p8



macaroni p10




marbles p3




mouse p22



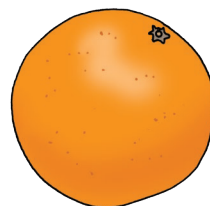
nest p8



octopus p16




onion p11



orange p14



parrot p16




potatoes p15



puppet p6






puzzle p6




quilt p16



rabbit p16




rice p14



robot p6



salad p11




sandwich p14



shirt p6



shoes p38



sheep p22



skirt p6




soup p11






stickers p6



sun p24



tiger p24




toy truck p6



trousers p38



T-shirt p6



turtle p18



umbrella p24



vase p24



wolf p32



yard p32



zebra p32



CD 1 Audio Track List

Track	Unit	Student Book Section
2	1	Exercise 1. Listen and say
3	1	Exercise 4. Number Guessing Game
4	1	Exercise 1. Chant and do
5	1	Exercise 2. Listen, point, and pronounce
6	1	Exercise 3. Pass The Robot Bear Game
7	1	Exercise 1. Listen and point
8	1	Exercise 2. Listen and say
9	1	Exercise 3. Listen and find
10	1	Exercise 4. One Robot, Two Robots...
11	1	Exercise 1. Listen and say
12	1	Exercise 3. Listen and write
13	1	Exercise 4. Listen, count, and chant
14	2	Exercise 1. Listen and say
15	2	Exercise 4. Listen
16	2	Exercise 1. Listen and chant
17	2	Exercise 3. Cookie Jar Game
18	2	Exercise 1. Listen, point, and say
19	2	Exercise 2. Listen and practice
20	2	Exercise 3. Number Race
21	2	Exercise 1. Listen and say
22	2	Exercise 3. Listen and write
23	3	Exercise 1. Listen and say
24	3	Exercise 4. Number Race
25	3	Exercise 1. Listen and chant
26	3	Exercise 4. Guessing Game
27	3	Exercise 1. Listen and point
28	3	Exercise 2. Listen, point, and say
29	3	Exercise 3. Listen and make the sounds
30	3	Exercise 4. Old MacDonald
31	3	Exercise 1. Listen and say

Track	Unit	Student Book Section
32	3	Exercise 3. Listen and write
33	3	Exercise 4. Listen, count, and write
34	4	Exercise 1. Listen and say
35	4	Exercise 4. Hot Potato Game
36	4	Exercise 1. Listen and chant
37	4	Exercise 2. Listen, point, and pronounce
38	4	Exercise 3. Chant and do
39	4	Exercise 1. Listen and point
40	4	Exercise 2. Listen, point, and pronounce
41	4	Exercise 3. Chant and do
42	4	Exercise 1. Listen and say
43	4	Exercise 3. Listen and write
44	4	Exercise 3. Listen, write, and chant
45	5	Exercise 1. Listen and say
46	5	Exercise 4. Listen and match
47	5	Exercise 6. Point, ask, and answer
48	5	Exercise 1. Listen, point, and chant
49	5	Exercise 2. Change the words and chant
50	5	Exercise 4. Listen and circle
51	5	Exercise 1. Listen, point, and practice
52	5	Exercise 2. Listen and say
53	5	Exercise 3. Listen, read, and answer
54	5	Exercise 1. Listen, point, and say
55	5	Exercise 2. Listen and number
56	5	Exercise 3. Listen, point, and say
57	5	Exercise 4. Listen and number
58	5	Exercise 5. Listen and check
59	5	Exercise 6. Listen to the sound
60	5	Exercise 7. Listen and circle



CD 2 Audio Track List

Track	Unit	Workbook Section
2	1	Exercise 1. Listen, point, and practice
3	1	Exercise 1. Listen and practice
4	1	Exercise 1. Listen, chant, and do
5	1	Exercise 1. Listen, point, and practice
6	1	Exercise 1. Listen, point, and practice
7	1	Exercise 1. Listen, point, and practice
8	1	Exercise 1. Listen, point, and practice
9	1	Exercise 1. Listen, point, and practice
10	2	Exercise 1. Listen, point, and practice
11	2	Exercise 1. Listen, point, and practice
12	2	Exercise 1. Listen and chant
13	2	Exercise 1. Listen and practice
14	2	Exercise 1. Listen, point, and practice
15	2	Exercise 1. Listen, point, and practice
16	2	Exercise 1. Listen, point, and practice
17	2	Exercise 1. Listen, point, and practice
18	3	Exercise 1. Listen and practice
19	3	Exercise 1. Listen and practice
20	3	Exercise 1. Listen and chant
21	3	Exercise 1. Listen, point, and count

Track	Unit	Workbook Section
22	3	Exercise 1. Listen, point, and practice
23	3	Exercise 1. Listen, point, and practice
24	3	Exercise 1. Listen, point, and practice
25	3	Exercise 1. Listen, point, and chant
26	4	Exercise 1. Listen and practice
27	4	Exercise 1. Listen, point, and practice
28	4	Exercise 1. Listen and chant
29	4	Exercise 1. Listen, point, and practice
30	4	Exercise 1. Listen, point, and practice
31	4	Exercise 1. Listen, practice, and say
32	4	Exercise 1. Listen, point, and practice
33	4	Exercise 1. Listen, point, and practice
34	5	Exercise 1. Listen, point, and practice
35	5	Exercise 1. Listen and circle
36	5	Exercise 1. Listen and chant
37	5	Exercise 1. Listen and practice
38	5	Exercise 1. Listen and practice
39	5	Exercise 1. Listen and practice
40	5	Exercise 1. Listen and check
41	5	Exercise 1. Listen and circle

CD 3 Audio Track List

Track	Unit	Phonics Practice Section
02	1	Exercise 1. Listen, trace the first letter
03	1	Exercise 2. Listen and write
04	1	Exercise 1. Listen, trace the first letter
05	1	Exercise 2. Listen and write
06	2	Exercise 1. Listen, trace the first letter
07	2	Exercise 2. Listen and write
08	2	Exercise 1. Listen, trace the first letter
09	2	Exercise 2. Listen and write
10	3	Exercise 1. Listen, trace the first letter
11	3	Exercise 2. Listen and write
12	3	Exercise 1. Listen, trace the first letter
13	3	Exercise 2. Listen and write
14	3	Exercise 1. Listen, point, and say
15	3	Exercise 2. Listen to the sound, check, and write.

Track	Unit	Phonics Practice Section
16	3	Exercise 3. Listen, point, and say
17	3	Exercise 4. Listen to the sound, check, and write.
18	4	Exercise 1. Listen, point, and say
19	4	Exercise 2. Listen and circle
20	4	Exercise 3. Read and match
21	4	Exercise 1. Listen, point, and say
22	4	Exercise 2. Listen, point, and say
23	4	Exercise 3. Listen to the sound and circle
24	4	Exercise 1. Listen, point, and say
25	4	Exercise 2. Listen and circle
26	4	Exercise 1. Listen, point, and say
27	4	Exercise 2. Listen to the sound and circle



الحد الأدنى	الرمز	By the end of the year students will be able to:
X	1/7/4	Recognize and produce the sounds of the English alphabet.
X	2/7/4	Recognize short and only some long vowels: {long /a/ as in "cake", long /e/ as in "sea", long /o/ as in "nose", and long /i/ as "kite"}.
X	3/7/4	Recognize and differentiate between some English letters (b & p), (f & v).
	4/7/4	Recognize and produce only some English digraphs such as, (th, sh, ch).
X	5/7/4	Recognize and match sounds to letters.
X	6/7/4	Participate verbally and non-verbally in short simple activities: greeting, giving and receiving commands and instructions.
X	7/7/4	Recognize intonation patterns of statements and questions.
X	8/7/4	Ask and respond to simple assigned sentences in present tense form with the verb (like) using first and second person singular and in affirmative, negative and interrogative statements and (Yes/No questions).
X	9/7/4	Ask and respond to basic questions about personal information using verb to be (am, is, are),(have got) and wh. questions (what, where, who, how).
X	10/7/4	Recognize and use indefinite articles (a, an) using (this and that).
X	11/7/4	Recognize and apply regular plural formation using (these and those).
X	12/7/4	Recognize and apply subjective pronouns correctly (I, You, He, She, It, We, They).
	13/7/4	Recognize prepositions of place (in, on)
	14/7/4	Talk about feelings in simple and short sentences.
X	15/7/4	Identify main colours (red, blue, green, black, white, yellow. brown)
X	16/7/4	Identify and talk about classroom objects which are assigned in the book.
	17/7/4	Identify and talk about family members and possession using two possessive adjectives: (my, your)
	18/7/4	Identify and talk about food, animals, clothes.
	19/7/4	Talk about likes and dislikes.
	20/7/4	Be willing to listen to short digital and recoded materials.
X	21/7/4	Utter simple words and numbers (cardinal numbers 1-19).
	22/7/4	Read and count numbers in tens (10-100).
X	23/7/4	Read aloud simple words and sentences.
X	24/7/4	Read and match words to photos/drawings.
X	25/7/4	Read and comprehend simple short sentences.
X	26/7/4	Spell some simple sight words correctly.
	27/7/4	Be willing to read simple short illustrated stories.
X	28/7/4	Recognize and apply the directionality in writing English (e.g. left/right, top/bottom).
X	29/7/4	Use lined paper correctly with headline, midline, and baseline.
X	30/7/4	Copy words, numbers and simple short sentences.
X	31/7/4	Write upper/lower case letters correctly.
X	32/7/4	Use appropriate spacing between words and sentences.
	33/7/4	Write guided short answers to written questions.
X	34/7/4	Do controlled writing such as supplying missing letters and words.
X	35/7/4	Recognize and apply the punctuation and capitalization assigned for this grade: (capitalizing the beginning of names, sentences, questions and the use of full stop and question mark).

WORKBOOK
1

WE CAN!



وزارة التعليم
Ministry of Education
2025 - 1447

Mc
Graw
Hill



Contents

Workbook		
Unit 1	Toys and Things	63
Unit 2	Food	71
Unit 3	Animals	79
Unit 4	Days and Weather	87
Unit 5	Feelings and Things	95



Unit 1 Toys and Things



Goal 41 CD2 02 Toys and Things: Talk Time



I can act out the talks about *how many* with a partner.

I listened to CD2 02 ☒ ☒ ☒ ☒ ☒ ☒ ☒ days this week.

Name _____ Class _____

1 Listen, point, and practice. Trace.

How many
do you have?

I have one.



I have two.

How many
do you have?

2 Trace and write.

q q q





Goal 42 CD2 03 Toys and Things: Talk Time

I can play the Number Guessing Game with a friend.

I listened to CD2 03 ☒ ☒ ☒ ☒ ☒ ☒ ☒ days this week.

Name _____ Class _____



1 Listen and practice. Trace.

How many marbles do I have?

Seven!

No! Three!

How many marbles do I have?

Five!

That's right!
I have five.

2 Trace and write.

1 2 r r r





Goal 43 CD2 04 Toys and Things: Rhythms and Sounds

I can chant the *Robot Bear* chant with actions.

I listened to CD2 04 ☒ ☒ ☒ ☒ ☒ ☒ ☒ days this week.

Name _____ Class _____




1 Listen, chant, and do. Trace.

Robot bear, robot bear,
turn around.

Robot bear, robot bear,
touch the ground.

Robot bear, robot bear, show your shoe.

Robot bear, robot bear, you're out, too.



2 Trace and write.

S S





Goal 44 CD2 05 Toys and Things: Rhythms and Sounds

I can tell a friend to do two of the Robot Bear's actions.

I listened to CD2 05 ☒ ☒ ☒ ☒ ☒ ☒ ☒ days this week.

Name _____ Class _____



1 Listen, point, and practice. Trace.



Turn around!




Touch the ground!

Show your shoe!



You're out!



2 Trace and write.

t t





Goal 45 CD2 06 Toys and Things: Words

I can listen, point, and say the names of five toys.


I listened to CD2 06 ☒ ☒ ☒ ☒ ☒ ☒ ☒ days this week.

Name _____ Class _____



1 Listen, point, and practice. Trace.


bicycle



stickers




robot



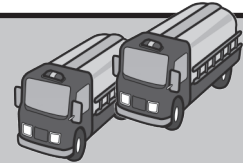
coloring
book



puzzle



toy
trucks



footballs



dollhouse



puppet



computer games



2 Trace and write.

u u u





Goal 46 CD2 07 Toys and Things: Words

I can say the names of some clothes.

I listened to CD2 07 ☒ ☒ ☒ ☒ ☒ ☒ ☒ days this week.

Name _____ Class _____



1 Listen, point, and practice. Trace.

a shirt, a skirt, a T-shirt,
trousers, and cell phones



2 Trace and write.

V V V





Goal 47 CD2 08 Toys and Things: Phonics

I can make the sounds of the letters K, L, M, and N and write them.

I listened to CD2 08 ☒ ☒ ☒ ☒ ☒ ☒ ☒ days this week.

Name _____ Class _____





1 Listen, point, and practice. Trace.

K says k, k, kiwi.


L says l, l, lion.

M says m, m, monkey.

N says n, n, nest.



K, k, kiwi!



2 Trace and write.

W W W





Goal 48 CD2 09 Toys and Things: Phonics

I can count from 1 to 10.

I listened to CD2 09 ☒ ☒ ☒ ☒ ☒ ☒ ☒ days this week.

Name _____ Class _____



- 1 Listen, point, and practice.
Trace and copy.

A	B	C	D	E	F	G
1	2	3	4	5		
H	I	J	K	L	M	N
6	7	8	9	10		



- 2 Trace and write.



Unit 2 Food



Goal 49 CD2 10 Food: Talk Time




I can act out the talks about food with a partner.

I listened to CD2 10 ☒☒☒☒☒☒☒ days this week.

Name _____ Class _____

1 Listen, point, and practice. Trace.


Do you like pizza?



Yes, I like pizza.

Do you like macaroni?

No, I don't like macaroni.



2 Trace and write.

y y





Goal 50 CD2 11 Food: Talk Time




I can say two foods that I like.

I listened to CD2 11 ☒ ☒ ☒ ☒ ☒ ☒ ☒ days this week.

Name _____ Class _____

1 Listen, point, and practice. Trace.

I like pizza
and kabsa.



I like macaroni
and sandwiches.



2 Trace and write.

z z z





Goal 51 CD2 12 Food: Rhythms and Sounds



I can chant the *Cookie Jar* chant using good rhythm.

I listened to CD2 12 ☒ ☒ ☒ ☒ ☒ ☒ ☒ days this week.

Name _____ Class _____

1 Listen and chant. Trace.

Who took the cookies
from the cookie jar?

Labeeb took the **cookies** from the **cookie jar**.

Who, me?

Yes, you!

Not me!



Then **who** took the **cookies**
from the **cookie jar**?



2 Trace and write.

_____	_____	_____	_____
_____	_____	_____	_____





Goal 52 CD2 13 Food: Rhythms and Sounds

I can say "Who took the cookies from the cookie jar?" three times really fast.

I listened to CD2 13 ☒ ☒ ☒ ☒ ☒ ☒ ☒ days this week.


Name _____ Class _____




1 Listen and practice. Trace.

Who took the cookies from the cookie jar?

Who took the cookies from the cookie jar?
Who took the cookies from the cookie jar?
Who took the cookies from the cookie jar?



No cookies!



2 Trace and write.

Who took the cookies from the cookie jar?





Goal 53 CD2 14 Food: Words

I can point to and say five kinds of food.


I listened to CD2 14 ☒ ☒ ☒ ☒ ☒ ☒ ☒ days this week.

Name _____ Class _____



1 Listen, point, and practice. Trace.

orange
pizza
soup
kabsa
apple



salad, rice, apricot, sandwich, carrot

2 Trace and write.

Tracing practice lines for the words: orange, pizza, soup, kabsa, apple, salad, rice, apricot, sandwich, carrot.





Goal 54 CD2 15 Food: Words

I can count from one to ten and back.

I listened to CD2 15 ☒ ☒ ☒ ☒ ☒ ☒ ☒ days this week.

Name _____ Class _____



1 Listen, point, and practice. Trace.

1 2 3 4 5
6 7 8 9 10
10 9 8 7 6
5 4 3 2 1



One, two, three ...

2 Trace and write.

m n o p





Goal 55 CD2 16 Food: Phonics





I can make the sounds of the letters O, P, Q, and R.

I listened to CD2 16 ☒ ☒ ☒ ☒ ☒ ☒ ☒ days this week.

Name _____ Class _____

1 Listen, point, and practice. Trace.

O says o, o, octopus.
P says p, p, parrot.
Q says q, q, quilt.
R says r, r, rabbit.



2 Trace and write.





Goal 56 CD2 17 Food: Phonics

I can write the letters A to R.

I listened to CD2 17 ☒ ☒ ☒ ☒ ☒ ☒ ☒ days this week.

Name _____ Class _____



1 Listen, point, and practice. Trace and copy.

A	B	C	D	E	F
G	H	I	J	K	L
M	N	O	P	Q	R



2 Trace and write.

U	V	W	X	Y	Z



Unit 3 Animals



Goal 57 CD2 18 Animals: Talk Time



I can act out the talks about pets with a partner.

I listened to CD2 18 ☒ ☒ ☒ ☒ ☒ ☒ ☒ days this week.

Name _____ Class _____

1 Listen and practice. Trace.

Do you have a pet?

Yes, I do.
I have a turtle.

Do you have a pet?

Do you have
a pet?

No, I don't.

2 Trace and write.

Aa

Bb





Goal 58 CD2 19 Animals: Talk Time




I can count from 11 to 20.

I listened to CD2 19 ☒ ☒ ☒ ☒ ☒ ☒ ☒ days this week.

Name _____ Class _____

1 Listen and practice. Trace.

11 12 13 14 15
16 17 18 19 20



2 Trace and write.

Cc Dd





Goal 59 CD2 20 Animals: Rhythms and Sounds

I can chant the *PACO* chant by myself using good rhythm.

I listened to CD2 20 ☒ ☒ ☒ ☒ ☒ ☒ ☒ days this week.

Name _____ Class _____



1 Listen and chant. Trace.

There was a farmer
who had a horse,
And Paco was
his name-oh!



P-A-C-O, P-A-C-O, P-A-C-O,
And Paco was his name-oh!



2 Trace and write.

Le H





Goal 60 CD2 21 Animals: Rhythms and Sounds



I can count from 11 to 20 and back.

I listened to CD2 21 ☒ ☒ ☒ ☒ ☒ ☒ ☒ days this week.

Name _____ Class _____

1 Listen, point, and count. Trace.

11 12 13 14 15
16 17 18 19 20
20 19 18 17 16
15 14 13 12 11

11 horses, 12 horses, 13 horses, 14 ...



2 Trace and write.

Gg Hh





Goal 61 CD2 22 Animals: Words





I can say the names of three animals.

I listened to CD2 22 ☒ ☒ ☒ ☒ ☒ ☒ ☒ days this week.

Name _____ Class _____

1 Listen, point, and practice. Trace.

fish, mouse, cat



sheep, chicken, horse

2 Trace and write.

Tracing practice lines for the words: fish, mouse, cat, sheep, chicken, horse.





Goal 62 CD2 23 Animals: Words

I can make the sounds of three animals.

I listened to CD2 23 ☒ ☒ ☒ ☒ ☒ ☒ ☒ days this week.

Name _____ Class _____




1 Listen, point, and practice. Trace.

Moo!
Moo!



Neigh! Neigh!



Tweet!
Tweet!



Cluck!
Cluck!

Baa! Baa!



MOOOOO!



2 Trace and write.

K K L L





Goal 63 CD2 24 Animals: Phonics




I can make the sounds of the letters S, T, U, and V.

I listened to CD2 24 ☒ ☒ ☒ ☒ ☒ ☒ ☒ days this week.

Name _____ Class _____

1 Listen, point, and practice. Trace.

S says s, s, sun.
T says t, t, tiger.
U says u, u, umbrella.
V says v, v, vase.



2 Trace and write.

Mm Nn





Goal 64 CD2 25 Animals: Phonics

I can count from 20 to 30 and back.

I listened to CD2 25 ☒ ☒ ☒ ☒ ☒ ☒ ☒ days this week.

Name _____ Class _____



1 Listen, point, and chant. Trace.

20 21 22 23

24 25 26 27

28 29 30

30 29 28 27

26 25 24 23

22 21 20

20 marbles, 21 marbles,
22 marbles, 23 ...



2 Trace and write.

O o P p



Unit 4 Days and Weather



Goal 65 CD2 26 Days and Weather: Talk Time



I can act out the “What day do you like?” talk with a partner.

I listened to CD2 26 ☒ ☒ ☒ ☒ ☒ ☒ ☒ days this week.

Name _____ Class _____

1 Listen and practice. Trace.

What day do you like?



I like Friday.
How about you?

I like Saturday.

I like Thursday! ...



... I like Thursday!

2 Trace and write.

Qq Rr





Goal 66 CD2 27 Days and Weather: Talk Time

I can say what day of the week I like.

I listened to CD2 27 ☒ ☒ ☒ ☒ ☒ ☒ ☒ days this week.

Name _____ Class _____



1 Listen, point, and practice. Trace.

I like Saturday
and Sunday.



I like Monday
and Tuesday.

2 Trace and write.

Sa Su





Goal 67 CD2 28 Days and Weather: Rhythms and Sounds

I can chant the *Days of the Week* chant by myself.

I listened to CD2 28 ☒ ☒ ☒ ☒ ☒ ☒ ☒ days this week.

Name _____ Class _____



1 Listen and chant. Trace.

Sunday, Monday,

Tuesday, Wednesday,

Thursday,

Thursday, Friday,

Saturday,

Sunday comes again.

2 Trace and write.

Uu





Goal 68 CD2 29 Days and Weather: Rhythms and Sounds

I can say the days of the week from Sunday to Saturday with good pronunciation.


I listened to CD2 29 ☒ ☒ ☒ ☒ ☒ ☒ ☒ days this week.

Name _____ Class _____



1 Listen, point, and practice. Trace.

Sunday, Monday,
Tuesday, Wednesday,
Thursday, Friday,
Saturday



2 Trace and write.

Tracing lines for the word "Sunday" (represented by dashed letters) and writing lines.





Goal 69 CD2 30 Days and Weather: Words



I can say three sentences about weather.


I listened to CD2 30 ☒ ☒ ☒ ☒ ☒ ☒ ☒ days this week.

Name _____ Class _____

1 Listen, point, and practice. Trace.



It's rainy today.



It's windy today.



It's rainy today.

It's sunny today.



2 Trace and write.

Ww





Goal 70 CD2 31 Days and Weather: Words




I can say what the weather is like today.

I listened to CD2 31 ☒ ☒ ☒ ☒ ☒ ☒ ☒ days this week.

Name _____ Class _____

1 Listen, practice, and say. Trace.

It's sunny today.



It's sunny and windy today.

Write the weather today.

It's _____ today.

2 Trace and write.

Tracing practice lines with dashed letters 'X' and 'X' for tracing.





Goal 71 CD2 32 Days and Weather: Phonics




I can make the sounds of the letters W, X, Y, and Z.

I listened to CD2 32 ☒ ☒ ☒ ☒ ☒ ☒ ☒ days this week.

Name _____ Class _____

1 Listen, point, and practice. Trace.

W says w, w, wolf.
X says x, x, fox.
Y says y, y, yard.
Z says z, z, zebra.



2 Trace and write.

Tracing lines for the letters W, X, Y, and Z.





Goal 72 CD2 33 Days and Weather: Numbers



I can count from 10 to 100 in tens.

I listened to CD2 33 ☒ ☒ ☒ ☒ ☒ ☒ ☒ days this week.

Name _____ Class _____

1 Listen, point, and practice. Trace.

10 20 30 40
50 60 70 80
90 100



10 eggs, 20 eggs, 30 eggs, 40 ...



2 Trace and write.



Unit 5 Feelings and Things



Goal 73 CD2 34 Feelings and Things: Talk Time

I can ask someone "What's the matter?" and get the answer.

I listened to CD2 34 ☒ ☒ ☒ ☒ ☒ ☒ ☒ days this week.

Name _____ Class _____



1 Listen, point, and practice. Trace.

Yes, I am.
I have a
new laptop.
Look!

Are you happy?



What's the matter?



I'm thirsty and my
friend is hungry.

2 Write.

Are you and your friend _____?





Goal 74 CD2 35 Feelings and Things: Talk Time

I can point, ask, and say how someone is feeling.

I listened to CD2 35 ☒ ☒ ☒ ☒ ☒ ☒ ☒ days this week.

Name _____ Class _____



1 Listen and circle *T* or *F*.

1. He's not happy. T ☒ F

2. He's hungry. T F

3. He's sleepy. T F

4. She's not angry. T F

5. She's happy. T F

6. She's scared. T F



2 Write answers. Use *I*, *we*, *he*, or *she*.

1. Are you and your friend thirsty?

Yes, we are. OR No, we aren't.

2. Is your friend happy today?

3. Are you angry?

4. Are you and your friend sleepy?





Goal 75 CD2 36 Feelings and Things: Rhythms and Sounds

I can chant, ask "Are/you/he/she/we/they ...?", and get the answer.

I listened to CD2 36 ☒ ☒ ☒ ☒ ☒ ☒ ☒ days this week.

Name _____ Class _____



1 Listen and chant. Trace.



Are you hungry? Are you thirsty?



Are you happy? Are you sad?



What's the matter? What's the matter?



They're all hungry, they're all sad!

Who is angry? Who is scared?



She is angry and she's scared.



Who is sleepy? Who is bored?



He is sleepy and he's bored.



What's the matter?

What's the matter?

We're all happy, we're all well!

2 Circle the word and write the sentence. Begin with a CAPITAL letter and end with a full stop (.).

1. these are watches These

2. the boys are happy





Goal 76 CD2 37 Feelings and Things: Rhythms and Sounds

I can listen, read, and answer questions correctly.


I listened to CD2 37 ☒ ☒ ☒ ☒ ☒ ☒ ☒ days this week.

Name _____ Class _____



1 Listen and practice. Write.

ten happy parrot big and hungry good



2 Write the questions again and answer. Begin with a CAPITAL letter and use a question mark (?).

1. what's your name

What's

My _____

2. how old are you

I'm _____

3. are you happy or sad





Goal 77 CD2 38 Feelings and Things: Words


I can talk and ask about clothes using "These" or "Those".

I listened to CD2 38 ☒ ☒ ☒ ☒ ☒ ☒ ☒ days this week.

Name _____ Class _____



1 Listen and practice. Color and write *These* or *Those*.




These skirts are blue.




Those trousers are blue.



_____ T-shirts are white.



_____ glasses are brown.



_____ caps are green.



_____ shoes are red.

2 Find and write the words.

cap hat shoes green skirt red glasses white trousers

1. cap 2. _____ 3. _____

4. _____ 5. _____ 6. _____

7. _____ 8. _____ 9. _____





Goal 78 CD2 39 Feelings and Things: Words

I can say where something is using “in” and “on”.

I listened to CD2 39 ☒ ☒ ☒ ☒ ☒ ☒ ☒ days this week.

Name _____ Class _____



1 Listen and practice. Trace.

Kenan's Diary

I'm happy today! My friend Pete is here for the day! We have many toys and games to play!
We are in my room. My new laptop is on the desk.
All our computer games are on the desk too!

2 Write *in* or *on*.



My sock is ____ the bed. The ring is ____ the box.

3 Answer the questions. Use *in* or *on*.

Where are your books? They're in my bag/on my desk.

Where is your pen? It's _____.

Where are your notebooks? _____.





Goal 79 CD2 40 Feelings and Things: Phonics

I can recognize and say b/p, f/v, sh, ch, th, and a/a_e, i/i_e, o/o_e, u/u_e

I listened to CD2 40 ☒ ☒ ☒ ☒ ☒ ☒ ☒ days this week.

Name _____ Class _____



1 Listen and check ✓. Then write.

1. b ☐ p ☐ ____all



2. b ☐ p ☐ ____uppet



3. v ☐ f ☐ ____ase



4. v ☐ f ☐ ____ace



5. sh ☐ ch ☐ ____ip



6. sh ☐ ch ☐ ____eese



7. th ☐ th ☐ ____is



8. th ☐ th ☐ ____ree

3

2 Say and check ✓ LONG or SHORT sound.

	ship	sheep	sea	sit	speak	week
LONG						
SHORT	✓					





Goal 80 CD2 41 Feelings and Things: Phonics

I can recognize and match sounds to letters.



I listened to CD2 41 ☒ ☒ ☒ ☒ ☒ ☒ ☒ days this week.

Name _____ Class _____



1 Listen and circle the word. Then match.

- | | | |
|----------|------|------|
| 1. pin | pine | nine |
| 2. van | vase | save |
| 3. cube | tub | tube |
| 4. rice | ring | nice |
| 5. cut | cute | cat |
| 6. tap | cap | tape |
| 7. rope | rice | rose |
| 8. five | fine | fin |
| 9. tape | cake | make |
| 10. rope | tape | top |



5



2 Circle the word and write the sentence. Begin with a CAPITAL letter and end with a full stop (.).



1. jim is happy Jim

2. he likes math _____

